

# PROGRAMME

22<sup>nd</sup> Conference of the European Wound Management Association

## EWMA 2012

23-25 May · 2012

WOUND HEALING – DIFFERENT PERSPECTIVES, ONE GOAL



*Vienna · Austria · Österreich*

Bilingual:  
English & German  
Zweisprachig:  
Englisch & Deutsch



Organised by the European Wound Management Association  
in cooperation with Die Österreichische Gesellschaft für  
Wundbehandlung AWA (Austrian Wound Association)



Organisiert von der Europäischen Wound Management Organisation  
in Zusammenarbeit mit der Österreichische Gesellschaft für  
Wundbehandlung, AWA



[WWW.EWMA.ORG/EWMA2012](http://WWW.EWMA.ORG/EWMA2012)

# OVERVIEW PROGRAMME

HALL A

ROOM E1

ROOM E2

ROOM G

## TUESDAY 22 MAY

17:00-20:00 Registration event in main lobby

## WEDNESDAY 23 MAY

WEDNESDAY 23 MAY · REGISTRATION 07:00-19:30 · EXHIBITION 11:00-17:00

09:00-09:30			
09:30-10:00	<b>Opening Ceremony</b> EWMA Recorder Gerrolt Jukema EWMA President Jan Apelqvist Congress President Gerald Zöch		
10:00-11:30	<b>Opening Plenary session: Different Ways – one Goal</b> Chairs: J. Apelqvist, G. Zöch <i>M. Lanzinger, G. Zöch: The indirect way to success – a team-approach against fate</i> <input type="checkbox"/> 1. Z. Moore: Multidisciplinarity in wound prevention & management <input type="checkbox"/> 2. J. Apelqvist: The need of organisation – health economic background for multidisciplinary care <input type="checkbox"/> 3. P. Kurz, M. Lanzinger: Dialogue between nurse and doctor		<b>ÖGVP meeting: Chronic wounds of vascular patients</b> Chairs: M. Binder, V. Kozon, N. Fortner 
11:30-13:45	<i>Lunch, exhibition, &amp; poster session</i>		
12:00-13:45	<b>Poster Session: Acute Wounds, Basic Science, Wound Assessment, Devices &amp; Intervention, Pain, Diabetic Foot</b>		
12:30-13:30	<b>Satellite Symposium: Reducing the human and economic cost of wounds through improvements of patient wellbeing and concordance</b> Chair: P. Price  Sponsored by Smith & Nephew	<b>Satellite Symposium: Polyurethane Foams in NPWT – Is the Chemistry Right?</b> Chair: F. Gottrup  Sponsored by Hartmann	
13:45-15:00	<b>Free Paper Session: Diabetic Foot 1</b> Chairs: E. W. Henneberg, M. Flour <input type="checkbox"/> 5, 6, 7, 8, 9, 10, 11	<b>Free Paper Session: Education</b> Chairs: S. Läubli, P. Kurz <input type="checkbox"/> 12, 13, 14, 15, 16, 17, 18	<b>ÖGVP meeting: Chronic wounds of vascular patients</b> Chairs: M. Binder, V. Kozon, N. Fortner 
15:00-15:30	<i>Coffee break &amp; poster session</i>		
15:00-15:30	<b>Poster Session: Education, Infection</b>		
15:30-16:30	<b>Satellite Symposium: The Power of Evidence – Effective Strategies to Combat Wound Infection</b>  Sponsored by ConvaTec	<b>Satellite Symposium: Interactions in wound healing – Do we know the relevance of bioburden, pH-value and inflammation?</b> Chair: T. Eberlein  Sponsored by Lohmann & Rauscher	<b>ÖGVP meeting: Chronic wounds of vascular patients</b> Chairs: C. Suditu, M. Gschwandtner, G. Hösl 
16:45-18:00	<b>Key Session: Debridement</b> Chairs: R. Strohal, J. Apelqvist <input type="checkbox"/> 51. R. Strohal: The position of debridement in wound healing: An introduction <input type="checkbox"/> 52. T. Young: Bed-side options for debridement <input type="checkbox"/> 53. R. Rimdeika: Surgical debridement and technical solutions <input type="checkbox"/> 54. J. Apelqvist: Challenges and health-economy	<b>Key Session: Education – one Goal: To make an impact</b> Chairs: Z. Moore, P. Kurz <input type="checkbox"/> 55. L. Gryson: Impact of education on teachers <input type="checkbox"/> 56. E. Cullen Gill: Undergraduate nurses' knowledge of and attitudes towards pressure ulcer prevention <input type="checkbox"/> 57. S. Läubli: Medical education <input type="checkbox"/> 58. S. Cowman: Education – one goal: To make an impact	<b>ÖGVP meeting: Chronic wounds of vascular patients</b> Chairs: C. Suditu, M. Gschwandtner, G. Hösl 
18:10-19:10			

### COMPANY WORKSHOPS Wednesday 23 May

Time	Title	Company	Room
12:00-12:30	New interface dressing for NPWT saves money and reduce pain	Ferris workshop	▶ Rondo
15:00-15:30	The effect of Polymem on bilofilms in an ex-vivo model	Ferris workshop	▶ Rondo
15:30-16:00	The role of Polymem in telemedicine	Ferris workshop	▶ Rondo

ROOM H	ROOM I	ROOM K	ROOM P	ROOM OES 250
EWMA UCM: Initial gathering				
<p> <b>Russian symposium</b> (10:00-12:00) <b>Pediatric wounds, Burns, Wound Debridement</b> Chairs: R. Rimdeika, A.G. Baindurashvili, A. Alekseev ☐19-39</p>				
<p> <b>Russian symposium: Cell technologies and innovations</b> Chairs: G. P. Kozynets, L. Budkevich, L. N.Rubanov ☐19-39</p>				
<p> <b>Free Paper Session: Devices &amp; Intervention</b> Chairs: L. Gryson, B. den Boogert-Ruimschotel ☐40, 41, 42, 43, 44</p>				
<p> <b>Free Paper Session: Health Economy &amp; Outcome &amp; Telemedicine</b> Chairs: R. Jelnes, S. Seppänen ☐45, 46, 47, 48, 49, 50</p>				
<p> <b>EWMA UCM Lecture: Forensic Wounds</b> P. Alves 60 seats reserved for UCM students, but others are welcome.</p>				
<p> <b>Workshop: Debridement</b> C. Wyndham-White, F. Gottrup, C. Rosset Limited number of seats</p>				
<p> <b>Russian symposium: Evidence based approach</b> Chairs: E. Fystal, B. A. Paramonov, Y. I. Yarets ☐19-39</p>				
<p> <b>Satellite Symposium: Skin Microclimate Management; Clinical Experience and Guidelines for Use</b> Chair: M. Clark Sponsored by KCI</p>				
<p> <b>Satellite Symposium: Cutimed Sorbact – The safe and effective alternative in antimicrobial therapy</b> Chair: J. Apelqvist Sponsored by BSN</p>				
<p> <b>Satellite Symposium: What is the impact of micro-stimulation people with limited movement?</b> Sponsored by Völker</p>				
<p> <b>Russian symposium: Chronic wounds, Surgery</b> Chairs: B. Datsenko, A. V. Stasevich, T. Tamm ☐19-39</p>				
<p> <b>Workshop: Negative Pressure Wound Therapy</b> R. de Roche, M. Schintler</p>				
<p> <b>Workshop: Diagnostic Pathways</b> M. Romanelli, H. Partsch</p>				
<p> <b>Workshop: Debridement</b> C. Wyndham-White, F. Gottrup, C. Rosset Limited number of seats</p>				
<p> <b>Russian symposium: Round table discussion – Organisation of Medical Care and National Societies</b> Chairs: Z. Moore, R. Rimdeika, R. Strohal ☐19-39</p>				
<p> <b>Satellite Symposium: Leg ulcers: Therapeutic perspectives and the Italian survey</b> Chair: S. Coccheri Sponsored by Alfa Wassermann</p>				

**THURSDAY 24 MAY**

THURSDAY 24 MAY · REGISTRATION 07:00-18:30 · EXHIBITION 09:00-17:30	<p>08:00-09:30  <b>Free Paper Session: Infection 1</b> Chairs: G. Jukema, D. Huljev ☐81, 82, 83, 84, 85, 86, 87, 88</p>	<p>08:00-09:30  <b>Free Paper Session: Miscellaneous</b> Chair: S. Seppänen, F. Trautinger ☐68, 69, 70, 71, 72, 73, 74, 75, 76</p>	<p> <b>Austrian Diabetic Foot Symposium: Focus International Consensus Guideline as Best practice</b> ☐77, 78, 79, 80</p>
	09:30-10:00 <i>Coffee break</i>		
	<p>10:00-11:00  <b>Honorary lecture</b> Chairs: P. Price, G. Jukema ☐89. C. Moffatt: The impact of compression on patients and health care organisations ☐90. H. Partsch: What about compression pressure?</p>		
	<p>11:15-12:15  <b>Satellite Symposium: Health Economics – The key driver for decision making in wound care?</b> Chair: R. Lilley  Sponsored by Sorbion</p>	<p> <b>Satellite Symposium: Debridement – changing the way we manage wounds</b> Chairs: T. Young, K. Vowden  Sponsored by Lohmann &amp; Rauscher</p>	<p> <b>Austrian Diabetic Foot Symposium: Organisational aspects of treating the diabetic foot in Europe</b></p>
	12:15-14:15 <i>Lunch, exhibition, &amp; poster session</i>		
	12:45-14:15 <b>Poster Session: Dressings, Nutrition, Pressure Ulcer, Prevention, Leg Ulcer</b>		
	<p>13:15-14:15  <b>Satellite Symposium: Presenting New Science in Pressure Ulcer Prevention</b> Chair: M. Clark  Sponsored by Mölnlycke</p>	<p> <b>Satellite Symposium: V.A.C. Ultra™ /V.A.C.VeraFlo™ Made Easy Background and Clinical Experience</b> Chair: B. Jørgensen  Sponsored by KCI</p>	
	<p>14:30-15:30  <b>Free Paper Session: Dressings 1</b> Chairs: R. Müllegger, F. Gottrup ☐91, 92, 93, 94, 95</p>	<p>14:30-15:30  <b>Free Paper Session: Infection 2</b> Chairs: M. Koschnick, M. Schintler ☐111, 112, 113, 114, 115, 116, 117</p>	<p> <b>Austrian Diabetic Foot Symposium: Austrian situation and panel debate</b> Chair: A. Boulton</p>
	15:30-16:00 <i>Coffee break &amp; poster session</i>		
	15:30-16:00 <b>Poster Session: Other, Quality of Life, Health Economics and Outcome</b>		
	<p>16:00-17:00  <b>Satellite Symposium: Testing for EPA (elevated protease activity) – The arrival of wound diagnostics</b> Chair: K. Harding  Sponsored by Systagenix</p>	<p> <b>Satellite Symposium: The Role of Medical Nutrition in Wound Care</b> Chair: Z. Moore  Sponsored by Nutricia</p>	<p> <b>Satellite Symposium: Flaminal Enzyme Alginogel: A novel class of wound dressing for the control of wound exudate, bioburden and debridement</b> Chair: R. White  Sponsored by Flen Pharma</p>
	<p>17:10-18:10  <b>Key Session: Specific Wounds</b> Chairs: S. Laüchli, V. del Marmol ☐118. V. del Marmol: Necrosis , their cause and treatment ☐119. S. Nobbe: Martorell ulcer ☐120. P. Humbert: Pyoderma gangrenosum ☐121. G. Jemec: Hidradenitis suppurativa</p>		<p> <b>Key session: Diabetic Foot</b> Chairs: J. Apelqvist, G. Jukema ☐122. F. Game: Topical treatment/wound dressings ☐123. S. Bus: Offloading , prevention and treating foot ulcer ☐124. E. Peters: Diabetic foot infection ☐125. R. Hinchliffe: Revascularization</p>
	19:30-01:00 <b>Conference evening</b> (not included in the registration fee)		

COMPANY WORKSHOPS Thursday 24 May			
Time	Title	Company	Room
09:00-11:00	Unmet needs for patients with chronic wounds in Russia – overcoming the barriers of implementing best practice	Focus Group: Russia. By invitation only	▶ U2D445
10:00-11:00	Do your patients receive what they deserve? Advances in the chronic wounds and burns management	BBraun workshop	▶ U2D357
10:00-11:00	Evidence Made Easy with Systagenix: An interactive workshop on in-vitro evidence	Systagenix workshop	▶ U2 K142+143

ROOM H	ROOM I	ROOM K	ROOM P
<p> <b>Workshop: Atypical Wounds</b> M. Romanelli, V. Dini</p>	<p> <b>EWMA-EPUAP session: One Goal – One Guideline: Implementing the International EPUAP/NPUAP Guidelines Across the World</b> Z. Moore, L. Schoonhoven</p> 	<p> <b>EWMA UCM Lecture: What to do about Scars and Approaches to Scar Prevention</b> M. Koschnick, S. Lächli</p> <p>60 seats reserved for UCM students, but others are welcome.</p>	<p> <b>Free Paper Session: Acute Wounds</b> Chairs: C. Durante, P. Alves</p> <p>☐59, 60, 61, 62, 63, 64, 65, 66, 67</p>
	<p> <b>Workshop: Compression</b> H. Strapp, N. McLain</p>		
<p> <b>Guest session: European Burns Association (EBA): Burns</b> Chair: R. Rimdeika, D. Huljev</p> 	<p> <b>Guest session: European Tissue Repair Society (ETRS)</b> Chair: G. Jukema</p> <p>☐102, 103, 104</p> 	<p> <b>Free Paper Session: Pressure Ulcer 1</b> Chairs: E. W. Henneberg, L. P. Kamolz</p> <p>☐105, 106, 107, 108, 109, 110</p>	<p> <b>Free Paper Session: Leg Ulcer 1</b> Chairs: M. Flour, R. Strohal</p> <p>☐96, 97, 98, 99, 100, 101</p>
<p> <b>Satellite Symposium: Status and Importance of topical antimicrobials in modern wound management</b> Chair: L. Téot</p> <p>Sponsored by Schülke &amp; Mayr</p>	<p> <b>Satellite Symposium: Hygienic processing of a negative pressure therapy device</b> Chair: H. Smola</p> <p>Sponsored by Hartmann</p>	<p> <b>Satellite Symposium: More than products: Therapy Concept for Venous Leg Ulcers</b> Chair: H. Partsch</p> <p>Sponsored by BSN</p>	<p> <b>Satellite Symposium: Focus on Local Pain Therapy, Autolysis and Periwound Skin Protection. Present Experiences with a New Wound Dressing</b> Chair: A. Markuzzi</p> <p>Sponsored by ConvaTec</p>
<p> <b>Workshop: Critically evaluating the published literature</b> S. Cowman</p>	<p> <b>Workshop: Rehabilitation after amputation of the lower limb; Theoretical overview and hands-on workshop</b> G. Zöch, C. Zorn</p>	<p> <b>Satellite Symposium: Cuticell Epigraft – Bacterial cellulose Film in Epithelialisation</b> Chair: W. Meyer-Ingold</p> <p>Sponsored by BSN</p>	<p> <b>Guest session: Dystrophic Epidermolysis Bullosa Research Association (DEBRA): Wound care in Epidermolysis Bullosa</b></p> 

#### COMPANY WORKSHOPS Thursday 24 May

Time	Title	Company	Room
11:30-12:00	The effect of Polymem on bilofilms in an ex-vivo model	Ferris workshop	▶ Rondo
13:30-14:00	The role of Polymem in telemedicine	Ferris workshop	▶ Rondo
14:30-15:30	Do your patients receive what they deserve? Advances in the chronic wounds and burns management	BBraun workshop	▶ U2D357
15:30-16:00	New interface dressing for NPWT saves money and reduce pain	Ferris workshop	▶ Rondo



**FRIDAY 25 MAY**

FRIDAY 25 MAY - REGISTRATION 07:30-14:30 - EXHIBITION 09:00-15:00

08:00-09:30	 <b>Key Session:</b> <b>Wound healing beyond dressings</b> Chairs: L. Gryson, P. Alves □126. <i>P. Alves</i> : Acupuncture □127. <i>L. Gryson</i> : Transfer factors and electro therapy in wound healing, a look beyond common knowledge. □128. <i>P. Germonpré</i> : Hyperbaric care □129. <i>S. Hampton</i> : Wound healing beyond dressings: light therapy □130. <i>E. Lambrecht</i> : Ldi scan in burn diagnoses and treatment	 <b>AWA Symposium:</b> <b>Working together</b> Chairs: G. Zöch, A. Riegler 	 <b>Key Session:</b> <b>Medication in wound healing</b> Chairs: V. del Marmol, M. Flour □131. <i>J. Dissemond</i> : Administration of medication: A rare cause of chronic wounds □132. <i>P. Humbert</i> : Vitamin C □133. <i>F. Benhadou</i> : Mtor inhibitors and skin wound healing
09:30-10:00	<i>Coffee break</i>		
10:00-11:00	 <b>Free Paper Session:</b> <b>Diabetic Foot 2</b> Chairs: J. Lykke Sørensen, E. Ricci □134, 135, 136, 137, 138, 139, 140	 <b>AWA Symposium (10:00-11:30):</b> <b>Working together</b> Chairs: M. Schintler, G. Hämmerle 	 <b>Free Paper Session:</b> <b>Leg Ulcer 2</b> Chairs: J. Macdonald, L. Pilipaityte □147, 148, 149, 150, 151
11:15-12:15	 <b>Free Paper Session:</b> <b>Dressings 2</b> Chairs: J. Macdonald, N. Kelcelj-Leskovec □157, 158, 159, 160, 161, 162		 <b>Free Paper Session:</b> <b>Leg Ulcer 3</b> Chairs: S. Lächli, S. Bermark □169, 170, 171, 172, 173, 174
12:15-14:30	<i>Lunch, exhibition, &amp; poster session</i>		
12:45-14:30	<b>Poster Session: Case Studies, Professional Communication</b>		
12:45-13:45		 <b>AWA Symposium (13:00-14:30):</b> <b>Working together</b> Chairs: R. Müllegger, P. Kurz 	<b>EWMA AGM (12:45-14:15)</b>
14:30-16:00	 <b>Key Session:</b> <b>Negative Pressure Wound Therapy – evolution and future development</b> Chairs: G. Jukema, G. Zöch <i>A. Boulton</i> : Historical overview of NPWT and pressure ulcers, related to the diabetic foot □175. <i>M. Malmjö</i> : Understanding the science behind negative pressure wound therapy to achieve improved wound healing through individual optimization of treatment □176. <i>W. Fleischman</i> : NPWT with installation technique: the step to the future	 <b>AWA Symposium:</b> <b>Working together</b> Chairs: F. Trautinger, J. Koller 	 <b>Key Session:</b> <b>Oncology and Wounds</b> Chairs: P. Alves, M. Flour □177. <i>M. Antsiferova</i> : Wound healing and tumorigenesis: the activin story. □178. <i>P. O'Regan</i> : Oncology treatments – side effects on wound healing □180. <i>R. Gorodetsky</i> : Early and late radiation effects on skin in reference to wound healing
16:15-16:45			 <b>Closing Ceremony and Prizes</b> EWMA President Jan Apelqvist  <b>Welcome to EWMA 2013 Copenhagen</b> Eskild W. Henneberg
17:00-18:00		<b>AWA AGM</b> 	

**COMPANY WORKSHOPS Friday 25 May**

Time	Title	Company	Room
13:00-13:30	New interface dressing for NPWT saves money and reduce pain	Ferris workshop	▶ Rondo
14:00-14:30	The effect of Polymem on bilofilms in an ex-vivo model	Ferris workshop	▶ Rondo

ROOM H	ROOM I	ROOM K	ROOM P
<p> <b>Workshop:</b> Identification and Management of Psychological Issues Surrounding Diabetic Foot Ulcer Development and Healing L. Vileikyte, P. Price, J. S. Gonzalez</p>	<p> <b>Workshop:</b> Selected Cooperating Organisations present and debate achievements and challenges within wound healing in their countries. Chair: Z. Moore</p>		<p> <b>International Compression Club meeting</b> (For members of ICC only) </p>
		<p> <b>EWMA UCM: Feedback session</b></p>	
<p> <b>Free Paper Session:</b> Pressure Ulcer 2 Chairs: M. Romanelli, M. Collier □ 141, 142, 143, 144, 145, 146</p>	<p> <b>Workshop:</b> Pressure Ulcer Prevention, seating and pressure redistribution M. van Etten</p>	<p> <b>Free Paper Session:</b> Wound Assessment Chair: B. den Boogert-Ruimschotel, M. Koschnick □ 152, 153, 154, 155, 156</p>	<p> <b>International Compression Club meeting</b> (For members of ICC only) </p>
<p> <b>Free Paper Session:</b> Pressure Ulcer 3 Chair: D. Huljev, M. Collier □ 163, 164, 165, 166, 167, 168</p>			
	<p>  <b>Satellite Symposium:</b> Overcoming Hypoxia – Innovation in Treatment of Chronic Wounds  Sponsored by SastoMed</p>		<p> <b>International Compression Club meeting</b> (For members of ICC only) </p>





# DETAILED PROGRAMME

TUESDAY · 22 MAY 2012

17:00-20:00 Registration Event

▶ Main lobby

WEDNESDAY · 23 MAY 2012

09:00-09:30	<b>EWMA UCM: Initial gathering</b>	▶ Room H
09:30-10:00	<b>Opening Ceremony</b> EWMA Recorder Gerrolt Jukema, EWMA President Jan Apelqvist, Congress President Gerald Zöch	▶ Hall A 
10:00-11:30	<b>Opening Plenary session: Different Ways – one Goal</b> Chairs: Jan Apelqvist, Gerald Zöch	▶ Hall A 
	The indirect way to success; A team-approach against fate <i>Mathias Lanzinger, Gerald Zöch</i>	
	<input type="checkbox"/> 1 Multidisciplinarity in wound prevention & management <i>Zena Moore</i>	
	<input type="checkbox"/> 2 The need of organisation – health economic background for multidisciplinary care <i>Jan Apelqvist</i>	
	<input type="checkbox"/> 3 Dialogue between nurse and doctor <i>Peter Kurz, Franz Trautinger</i>	
10:00-11:30	<b>ÖGVP meeting: Chronic wounds of vascular patients</b> Chairs: M. Binder, V. Kozon, N. Fortner	▶ Room G  
	Antibiogram, EUCAST, PK/PD? About finding the right antibiotic and the appropriate dosage and about which antibiotics to avoid <i>Florian Thalhammer</i>	
	The Significance of the Expert Standard on "Chronic Wound Care" for Clinical Practice in Austria <i>Vlastimil Kozon</i>	
	EBP for Patients Suffering from Chronic Wounds <i>Gabriela Hösl</i>	
10:00-12:00	<b>Russian symposium: Pediatric wounds, Burns, Wound Debridement</b> Chairs: R. Rimdeika, A. G. Baindurashvili, A. Alekseev	▶ Room H 
	<input type="checkbox"/> 19-39	
	Modern methods of comprehensive treatment of burn wounds in children <i>M. A. Brazol</i>	
	Wounds and abnormalities of feet soft tissue in different stages of the treatment of children with congenital talipes <i>A. G. Baindurashvili</i>	
	Treatment of burn wounds with different depth of damage <i>G. P. Kozynets</i>	
	Substantiation of technology of local conservative treatment in burn injuries <i>A. E. Bobrovnikov</i>	
	Clinical-morphologic characteristics of phases of wounds process <i>T. Tamm</i>	
	Surgical treatment of purulent wounds in lower limbs with decompensated diabetes <i>N. N. Kariakin</i>	
	Etiopathogenetic grounds of local purulent wounds treatment with preparations <i>B. Datsenko</i>	
	Surgical Treatment of trophic posttraumatic ulcer <i>N. Fystal</i>	
11:30-13:45	<b>Lunch, exhibition &amp; poster session</b>	▶ Exhibition area
12:00-13:45	<b>Poster session:</b> Acute Wounds, Basic Science, Wound Assessment, Devices & Intervention, Pain, Diabetic Foot	▶ Poster Area



EWMA 2012  
23-25 May





12:30-13:30	<p><b>Satellite Symposium: Reducing the human and economic cost of wounds through improvements of patient wellbeing and concordance</b>                  Chair: Patricia Price</p> <p style="text-align: right;"></p> <p style="text-align: center;"><i>Patricia Price, Paul Trueman, Matt Pattison, Theresa Hurd</i></p>	<p>▶ Room E1</p> <p> </p>
12:30-13:30	<p><b>Satellite Symposium: Polyurethane Foams in NPWT – Is the Chemistry Right?</b>                  Chair: Finn Gottrup</p> <p style="text-align: right;"></p> <p>The interface between polyurethane foams and the granulation tissue in Negative Pressure Wound Therapy – mechanistic insights  <i>Hans Smola</i></p> <p>Wound degradomics – monitoring proteolysis in Negative Pressure Wound Therapy pig model  <i>Ulrich Auf dem Keller</i></p>	<p>▶ Room E2</p> <p>  </p>
13:45-15:00	<p><b>Free Paper Session: Diabetic Foot 1</b>                  Chairs: Eskild W. Henneberg, Maria Flour</p> <p><input type="checkbox"/> 5 Prevalence of lower limb lymphoedema and quality of life among persons with diabetic foot disease  <i>Georgina Gethin</i></p> <p><input type="checkbox"/> 6 Role of human amniotic membrane in the management of diabetic foot ulcer  <i>Tauqeer Ahmed Malik</i></p> <p><input type="checkbox"/> 7 Five years of activity of an outpatient clinic dedicated to the neuro-osteoarthropathy of the diabetic foot  <i>Valerio Vallini</i></p> <p><input type="checkbox"/> 8 An investigation into medication use in patients with diabetic foot ulcers  <i>Elizabeth Mudge</i></p> <p><input type="checkbox"/> 9 Susceptibility of biofilm forming bacterial strains isolated from diabetic foot infections to topical antiseptic agents  <i>Marzena Bartoszewicz</i></p> <p><input type="checkbox"/> 10 The outcome of the charcot foot in a tertiary centre in Austria in the years 2005-2010  <i>Gerd Koehler</i></p> <p><input type="checkbox"/> 11 Three different modalities for offloading the neuropathic ulcerated foot: A multicenter prospective randomized trial  <i>Valerio Vallini</i></p>	<p>▶ Room E1</p> <p> </p>
13:45-15:00	<p><b>Free Paper Session: Education</b>                  Chairs: Severin Läubli, Peter Kurz</p> <p><input type="checkbox"/> 12 Conservative sharp wound debridement – state of play in Australia  <i>Jan Rice</i></p> <p><input type="checkbox"/> 13 Evaluation of education and training in the field of care and treatment of patients with chronic wound and stoma in family medicine in Croatia  <i>Tamara Sinozic</i></p> <p><input type="checkbox"/> 14 An evaluation of the effectiveness of a tailored wound care course in community practice  <i>Jacqui Fletcher</i></p> <p><input type="checkbox"/> 15 The prevention and treatment of venous oedema- a patient instruction leaflet  <i>Heidi Castrén</i></p> <p><input type="checkbox"/> 16 Result of different methods of topical treatment of infected wounds in cases of syndrome of diabetic foot (SDF)  <i>Maksym Gorobeiko</i></p> <p><input type="checkbox"/> 17 Diabetes Café – health education among patients and their relatives  <i>Charlotte Brink Andersen</i></p> <p><input type="checkbox"/> 18 A new educational initiative in wound care and tissue viability in the french speaking of Switzerland; a challenge to meet...  <i>Laurent Chabal</i></p>	<p>▶ Room E2</p> <p> </p>



EWMA 2012  
23-25 May



13:45-15:00	<p><b>ÖGVP meeting: Chronic wounds of vascular patients</b> Chairs: M. Binder, V. Kozon, N. Fortner</p>  <p>Vascular Causes of Pressure Ulcer Development <i>Norbert Fortner</i></p> <p>Evaluating the Challenges Posed by Chronic Wounds in a Large Medical Center/Medical Aspects <i>Stefanie Weber</i></p> <p>Evaluating the Challenges Posed by Chronic Wounds in a Large Medical Center/Nursing Aspects <i>Diana Lichtenstein</i></p>	<p>▶ Room G</p> 
13:45-15:00	<p><b>Russian symposium: Cell technologies and innovations</b> Chairs: G. P. Kozynets, L. Budkevich, L. N. Rubanov</p> <p>📄 19 - 39</p> <p>Application of free skin adipose graft on diabetic foot with combination of cell- tissue technologies in treatment of deep and vast after surgical wound foot defects of insular diabetes patients <i>N. Sviridov</i></p> <p>Extracellular myeloperoxidase activity and albumin properties in plasma and wound fluid in children with thermal injury <i>L. Budkevich</i></p> <p>New approaches for development of the wound dressings <i>B. A. Paramonov</i></p> <p>Wound bed preparation and s.aureus biofilm formation: In vitro studies <i>Y. I. Yarets</i></p> <p>Ultrasonic cavitation in complex wounds treatment of different etiology <i>E. J. Fystal</i></p>	<p>▶ Room H</p> 
13:45-15:00	<p><b>Free Paper Session: Devices &amp; Intervention</b> Chairs: Luc Gryson, Barbara den Boogert-Ruimschotel</p> <p>📄 40 A systematic review of topical negative pressure (TNP) use in spinal surgery <i>Ross Atkinson</i></p> <p>📄 41 Local management of deep wounds: Results of a clinical study with an innovative rope <i>Sylvie Meaume</i></p> <p>📄 42 Ultrasound debridement and topical negative pressure in wound bed preparation: Dynamics of causal flora and neutrophil respiratory burst <i>Yulia Yarest</i></p> <p>📄 43 In vitro characterization of an autologous platelet and leukocyte rich fibrin and its clinical use in the treatment of chronic wounds <i>Bo Jørgensen</i></p> <p>📄 44 Burn and post-traumatic scars a new protocol <i>Agostino Bruno</i></p>	<p>▶ Room I</p> 
13:45-15:00	<p><b>Free Paper Session: Health Economy &amp; Outcome &amp; Telemedicine</b> Chairs: Rolf Jelnes, Salla Seppänen</p> <p>📄 45 Tele dermatology and its effects in chronicwound management <i>Jessika Weingast</i></p> <p>📄 46 Chronic ulcer patients in Finnish home care settings in 2011 <i>Anna Hjerppe</i></p> <p>📄 47 Telewound care: The results of a pilot study in local nursing homes <i>Kathryn Vowden</i></p> <p>📄 48 Methodology of quality of life evaluation in chronic wounds: Head-to-head comparison of three disease-specific questionnaires <i>Matthias Augustin</i></p> <p>📄 49 The German national wound registry (DWR): Features and methodology for the evaluation of real-world outcomes in chronic wounds <i>Matthias Augustin</i></p> <p>📄 50 Telemedicine and wound care management service in the Italian public healthcare system. Four years checkpoint: Lessons learned, indicators, budgeting, quality control, dressing strategy <i>Sergio Pillon</i></p>	<p>▶ Room K</p> 



EWMA 2012  
23-25 May




13:45-15:00	<b>EWMA UCM Lecture: Forensic Wounds</b> Paulo Alves	60 seats reserved for UCM students, but others are welcome.	▶ Room P 
13:45-15:00	<b>Workshop: Debridement</b> Carolyn Wyndham-White, Finn Gottrup, Chantal Rosset	Limited number of seats	▶ Room OES250 
15:00-15:30	<b>Coffee break</b>		▶ Exhibition area
15:00-15:30	<b>Poster session: Education, Infection</b>		▶ Poster Area
15:30-16:30	<b>Satellite Symposium: The Power of Evidence – Effective Strategies to Combat Wound Infection</b> Robert Strohal, Christina Lindholm, David Leaper, Henry Jaimes		▶ Room E1  
15:30-16:30	<b>Satellite Symposium: Interactions in wound healing – do we know the relevance of bioburden, pH-value and inflammation?</b> Chair: Thomas Eberlein		▶ Room E2  
	Interactions in wound healing – importance of bacteria and inflammation? <i>Thomas Eberlein</i>		
	pH-value and wound healing <i>Maren Weindorf</i>		
15:30-16:30	<b>ÖGVP meeting: Chronic wounds of vascular patients</b> Chairs: Claudiu Suditu, Michael Gschwandtner, Gabriela Hösl		▶ Room G  
	Local Treatment of Plantar Ulcers – The Dos and Don'ts from Everyday Practice <i>Isabella Holub</i>		
	Sourcing: A New Approach to Venous Ulcers <i>Alfred Obermayer</i>		
15:30-16:30	<b>Russian symposium: Evidence based approach</b> Chairs: E. Fystal, B. A. Paramonov, Y. I. Yarets ☑ 19-39		▶ Room H  
	Evidence Based Approach <i>Finn Gottrup</i>		
	Proteolytic enzymes for wound debridement <i>B. A. Paramonov</i>		
	Experience of local negative pressure in complex treatment of wounds and wound infection <i>V. N. Obolenskij</i>		
15:30-16:30	<b>Satellite Symposium: Skin Microclimate Management; Clinical Experience and Guidelines for Use</b> Chair: Michael Clark		▶ Room I 
	Welcome and Introduction to Symposium Theme <i>Michael Clark</i>		
	Microclimate Management Overview: Clinical Science <i>Angel V. Delgado</i>		
	Skin IQ™ in Daily Practice <i>Fania Pagnamenta</i>		
	Supporting the Clinical Implementation of Guidelines <i>Jacqui Fletcher</i>		
	Q&A		
15:30-16:30	<b>Satellite Symposium: Cutimed Sorbact – The safe and effective alternative in antimicrobial therapy</b> Chair: Jan Apelqvist		▶ Room K 
	The growing challenge of resistant wound pathogens <i>Michael Gehrler</i>		
	Clinical experience with Cutimed Sorbact in therapy and prevention <i>Alessandro Corsi</i>		
	Cutimed Sorbact as NPWT wound contact layer <i>Malin Malmsjö</i>		



EWMA 2012  
23-25 May




15:30-16:30	<b>Satellite Symposium: What is the impact of micro-stimulation for people with limited movement?</b> Jürgen Osterbrink, Gerhard Schröder		▶ Room P 
16:45-18:00	<b>Key Session: Debridement</b> Chairs: Robert Strohal, Jan Apelqvist		▶ Room E1  
	<input type="checkbox"/> 51 The position of debridement in wound healing: An introduction <i>Robert Strohal</i>		
	<input type="checkbox"/> 52 Bed-side options for debridement <i>Trudie Young</i>		
	<input type="checkbox"/> 53 Surgical debridement and technical solutions <i>Rytis Rimdeika</i>		
	<input type="checkbox"/> 54 Debridement – challenges and health economics <i>Jan Apelqvist</i>		
16:45-18:00	<b>Key Session: Education – one Goal: To make an impact</b> Chairs: Zena Moore, Peter Kurz		▶ Room E2  
	<input type="checkbox"/> 55 Impact of education on teachers <i>Luc Gryson</i>		
	<input type="checkbox"/> 56 Undergraduate nurses' knowledge of and attitudes towards pressure ulcer prevention <i>Emma Cullen Gill</i>		
	<input type="checkbox"/> 57 Medical education <i>Severin Läuchli</i>		
	<input type="checkbox"/> 58 Education – one goal: To make an impact <i>Seamus Cowman</i>		
16:45-19:10	<b>ÖGVP meeting: Chronic wounds of vascular patients</b> Chairs: Claudiu Suditu, Michael Gschwandtner, Gabriela Hösl		▶ Room G  
	Quality of Life in Patients with Chronic Wounds <i>Michaela Krammel</i>		
	Microcirculation in Arterial and Venous Ulcers <i>Michael Gschwandtner</i>		
	DUCEST and PSTIM and their Significance for Wound Healing <i>Jozsef Constatin Szeles</i>		
16:30-18:00	<b>Russian symposium: Chronic wounds, Surgery</b> Chairs: B. Datsenko, A. V. Stasevich, T. Tamm		▶ Room H  
	<input type="checkbox"/> 19-39		
	Optimization algorithm of conservative treatment in venous chronic ulcers <i>L. I. Bogdanets</i>		
	Surgical treatment of purulent-necrotic complications of diabetic foot syndrome <i>S. Belov</i>		
	Hardware in the treatment of chronic wounds <i>L. N. Rubanov</i>		
	Osteosynthesis in treatment of purulent complications in Traumatology and orthopaedics <i>M. Kliushin</i>		
	Own experience in plastic by local tissues at skin defects <i>A. V. Stasevich</i>		
	Operative treatment of extremity tissue defects of traumatic and inflammatory origin <i>N. N. Kariakin</i>		
16:45-18:00	<b>Workshop: Negative Pressure Wound Therapy</b> Roland de Roche, Michael Schintler		▶ Room K 
16:45-18:00	<b>Workshop: Diagnostic Pathways</b> Marco Romanelli, Hugo Partsch		▶ Room P 
16:45-18:00	<b>Workshop: Debridement</b> Carolyn Wyndham-White, Finn Gottrup, Chantal Rosset	Limited number of seats	▶ Room OES250 

18:10-19:10	<b>Russian symposium: Round table discussion</b> <b>– Organisation of Medical Care and National Societies</b> Chairs: Zena Moore, Rytis Rimdeika, Robert Strohal  <i>Borys Datsenko, Tamara Tamm, Emil Fystal, Leonid Rubanov, Alexey Baidurashvili, Andrey Alekseev</i>	▶ Room H 
18:10-19:10	<b>Satellite Symposium:</b> <b>Leg ulcers: Therapeutic perspectives and the Italian survey</b> Chair: S. Coccheri. Discussants: Elia Ricci, Marco Romanelli  Leg Ulcer Epidemiology: The SUV Italian Survey <i>G. Mosti</i>  What matters with Persistent Ulcers? New Markers as an answer <i>J. Raffetto</i>  Local Treatment: from Advanced Dressing to Tissue Oxygenation Improvement <i>D. Vata</i>  Evidence for Local and Systemic Management of Venous Leg Ulcers <i>S. Coccheri</i>	▶ Room I  



EWMA 2012  
23-25 May

08:00-09:30	<b>Free Paper Session: Infection 1</b> Chairs: Gerrolt Jukema, Dubravko Huljev  <input type="checkbox"/> 81 Removal of biofilm through surgical debridement combined with suitable wound dressings <i>Astrid Probst</i>  <input type="checkbox"/> 82 NET-Forming activity of neutrophils in patients with local infected wounds (LIW) <i>Alexandr Makanin</i>  <input type="checkbox"/> 83 The pathogen spectrum of 970 patients with a chronic leg ulcer in a regional comparison of specialist dermatology wound care clinics in Germany <i>Joachim Dissemmond</i>  <input type="checkbox"/> 84 In vitro evaluation of the influence of the PH on the antimicrobial activity of polihexanide and silver nitrate using microplate-laser-nephelometry <i>Cornelia Wiegand</i>  <input type="checkbox"/> 85 SWAB versus biopsy for the diagnosis of chronic infected wounds – a literature review <i>Armand Alm Rondas</i>  <input type="checkbox"/> 86 Microbial etiology of infection at surgical department: A comparison of two non-invasive methods of microbial analysis <i>Zdeněk Chovanec</i>  <input type="checkbox"/> 87 Continuous surveillance of surgical site infection in coronary artery bypass grafting surgery <i>Fiona Downie</i>  <input type="checkbox"/> 88 A prospective, non comparative, multicenter study to investigate the effect of cadexomer iodine on bioburden load and other wound characteristics in diabetic foot ulcers <i>John Lantis</i>	▶ Room E1 
-------------	--	--





EWMA 2012  
23-25 May

08:00-09:30	<b>Free Paper Session: Miscellaneous</b> Chairs: Salla Seppänen, Franz Trautinger		▶ Room E2
68	Sterile filtered tap water at home for wound cleaning and more – when needed? <i>Andreas Schwarzkopf</i>		
69	Clinical outcomes of a low friction and shear garment in the care home setting <i>Stephen-Haynes Jackie</i>		
70	Anticoagulant in autologous platelet concentrates <i>Felizitas Novotny</i>		
71	Efficacy of octenidine based antiseptic against pseudomonal and staphylococcal biofilms grown on polystyrene and surgical biomaterials made of polypropylene, silicone and stainless steel <i>Adam Feliks Junka</i>		
72	Effect of an specific oral nutritional supplement on the healing of venous leg ulcers <i>José Verdú</i>		
73	Malignant fungating wound – caring for a loved one <i>Sebastian Probst</i>		
74	Which nursing measures improve the quality of life of people with non-healing wounds? <i>Catherine Bürgi</i>		
75	Health care characteristics and prevalence of patients with chronic pain after inpatient surgery in Germany <i>Kristina Heyer</i>		
76	Buruli ulcer in Africa: Experience of surgical treatment at the Akonolinga Centre (Cameroon) <i>Farikou Ibrahim</i>		
08:00-09:30	<b>Austrian Diabetic Foot Symposium: International Consensus Guideline as Best practice</b>		▶ Room G
77	Epidemiology and pathophysiology of the diabetic foot <i>Thomas R. Pieber</i>		
78	A holistic approach to a person with a diabetic foot ulcer <i>Vilma Urbančič-Rovan</i>		
79	The interdisciplinary approach: How to set up a diabetic foot clinic <i>Kristien Van Acker</i>		
80	The importance of the IWGDF guidelines 2011 on the management and prevention of the diabetic foot <i>Karel Bakker</i>		
08:00-09:30	<b>Workshop: Atypical Wounds</b> Marco Romanelli, Valentina Dini		▶ Room H
08:00-09:30	<b>EWMA-EPUAP session: One Goal – One Guidelines: Implementing the International EPUAP/NPUAP Guidelines Across the World</b> Chairs: Zena Moore, Lisette Schoonhoven		▶ Room I
	Pressure Ulcer guidelines: Focus on the development process <i>Dimitri Beeckman</i>		
	Challenges to guideline implementation <i>Zena Moore</i>		
	An exemplar – The Netherlands experience <i>Lisette Schoonhoven</i>		
	How to know if guidelines are making a difference <i>Patricia Price</i>		
08:00-09:30	<b>EWMA UCM Lecture: What to do about Scars and Approaches to Scar Prevention</b> Martin Koschnick, Severin Lächli		▶ Room K
	60 seats reserved for UCM students, but others are welcome.		





EWMA 2012  
23-25 May

08:00-09:30	<b>Free Paper Session: Acute Wounds</b> Chairs: Corrado Durante, Paulo Alves	▶ Room P 
59	Application of negative pressure wound therapy as treatment of different wounds at children <i>Ludmila Budkevich</i>	
60	Meshed silicon and 2nd degree burns: experience of use in Africa <i>Corrado Maria Durante</i>	
61	The etiology and distribution of the wounds at arm <i>Javorka Delic</i>	
62	Expanded vascularised flaps in septic wound surgery <i>Oleksandr Zhernov</i>	
63	The use of dermal skin substitutes in acute and reconstructive burn surgery <i>Lars-Peter Kamolz</i>	
64	Operative treatment of wound defects of extremity tissue of traumatic and inflammatory genesis <i>Viacheslav Mitrofanov</i>	
65	Traumatic lesions by cutaneous tears in the older population; which attitude? <i>Carolyn Wyndham-White</i>	
66	Sternal wound infection and mediastinitis – the end of the “Sternectomy and muscle flaps” era <i>Shtivi Sawaed</i>	
67	Prospective, double-blinded, randomised controlled trial on the effect of an octenidine-based hydrogel on bacterial colonisation and epithelialisation of skin graft donor sites <i>F. Siemers</i>	
09:30-10:00	<b>Coffee break</b>	▶ Exhibition area
10:00-11:00	<b>Honorary Lecture</b> Chairs: Gerrolt Jukema, Patricia Price	▶ Room E1 
89	The impact of compression on patients and health care organisations <i>Christine Moffatt</i>	
90	What about compression pressure? <i>Hugo Partsch</i>	
10:00-11:00	<b>Workshop: Compression</b> Helen Strapp, Niamh McLain	▶ Room I 
11:15-12:15	<b>Satellite Symposium: Health Economics – The key driver for decision making in wound care?</b> Chair: Roy Lilley	▶ Room E1 
	<i>Roy Lilley, Julian Guest, Jan Apelqvist, Bernhard Lange-Asschenfeldt, Matthias Augustin</i>	
11:15-12:15	<b>Satellite Symposium: Debridement – changing the way we manage wounds</b> Chairs: Trudie Young, Kathryn Vowden	▶ Room E2 
	An overview of debridement <i>Kathryn Vowden</i>	
	Biofilms in a scientific setting and the implications for clinical practice <i>Samantha Westgate</i>	
	Biofilms in clinical practice and the management of challenging wounds with an innovative debridement method <i>Sian Fumarola</i>	
	Sensitive patients, post-surgery or acute wounds – how to debride? <i>Ingo Stoffels</i>	



11:15-12:15	<b>Austrian Diabetic Foot Symposium: Organisational aspects of treating the diabetic foot in Europe – examples</b>	▶ Room G 
	Belgian Diabetic Foot Model <i>Kristien van Acker</i>	
	German Diabetic Foot Model <i>Maximilian Spraul</i>	
	Italian Diabetic Foot Model <i>Valerio Vallini</i>	
	United Kingdom Diabetic Foot Model <i>Edward Jude</i>	
12:15-14:15	<b>Lunch, exhibition, &amp; poster session</b>	▶ Exhibition area
12:45-14:15	<b>Poster Session: Dressings, Nutrition, Pressure Ulcer, Prevention, Leg Ulcer</b>	▶ Exhibition area
13:15-14:15	<b>Satellite Symposium: Presenting New Science in Pressure Ulcer Prevention</b> Chair: Michael Clark	 ▶ Room E1 
	Pressure ulceration – the need for new prevention strategies <i>Michael Clark</i>	
	Role of mechanical forces in the breakdown of skin integrity <i>Paulo Alves</i>	
	Role of five-layered soft silicone dressings in the prevention of pressure ulceration – the latest evidence <i>Cees Oomens</i>	
13:15-14:15	<b>Satellite Symposium: V.A.C.Ulta™ / V.A.C.VeraFlo™ Made Easy. Background and Clinical Experience</b> Chair: Bo Jørgensen	 ▶ Room E2 
	Welcome and Introduction to Symposium Theme <i>Bo Jørgensen</i>	
	Introduction to V.A.C. VeraFlo™ Therapy – Pre-Clinical Study Results <i>Tony Rycerz</i>	
	Clinical Experience using V.A.C. VeraFlo™ Therapy: Nurses Perspective <i>Victoria Warner</i>	
	Experience with V.A.C. VeraFlo™ Therapy in a Danish Wound Clinic <i>Bo Jørgensen</i>	
	Q&A/Discussion/Audience Participation	
14:30-15:30	<b>Free Paper Session: Dressings 1</b> Chairs: Finn Gottrup, Robert Müllegger	▶ Room E1 
	91 Management of chronic wounds at sloughy stage with a new hydro-desloughing dressing: Results of a clinical study <i>Sylvie Meaume</i>	
	92 The comparison of the effect of the dressings containing octenidine and ionic silver on the wounds healing protracted in the course of the chronic venous disease <i>Grzegorz Krasowski</i>	
	93 Skin closure using a skin closure system liquid topical skin adhesive* in abdominoplasty. An open, prospective, randomised, controlled clinical study <i>Daryousch Parvizi</i>	
	94 How cost effective dressing change is when based on strikethrough on the back of the dressing? <i>Jacqui Fletcher</i>	
	95 Woundcare for epidermolysis bullosa: Patients experiences of living in dressings and bandages <i>Patricia Grocott</i>	



EWMA 2012  
23-25 May



























EWMA 2012  
23-25 May

14:30-15:30	<p><b>Free Paper Session: Infection 2</b> Chairs: Michael Schintler, Martin Koschnick</p> <p>111 Local application of platelet glue and vancomycin in the treatment of surgical site infection in cardiac surgery <i>Sasa Borovic</i></p> <p>112 Incidence of S.Aureus among burn patients and its dynamic changes <i>Loreta Pilipaityte</i></p> <p>113 Comparison of PHMB-containing dressing and silver dressing in patients with critically colonised or locally infected wounds <i>Thomas Eberlein</i></p> <p>114 PCR based screening prevents MRSA in dermatology <i>Georg Daeschlein</i></p> <p>115 A randomized controlled trial for the evaluation of silver alginate powder in the treatment of wounds with signs of critical colonization <i>Kevin Woo</i></p> <p>116 Cold plasma-new tool against MRSA in dermatology <i>Georg Daeschlein</i></p> <p>117 Soft tissue and bone penetration ability of daptomycin in patients with an infected diabetic foot <i>Michael Schintler</i></p>	<p>▶ Room E2 </p>
14:30-15:30	<p><b>Austrian Diabetic Foot Symposium: Austrian situation and panel debate</b> Chair: Andrew Boulton</p> <p>The Graz model <i>Gerd Köhler</i></p> <p>Overview of the Diabetic Foot results in Europe <i>Andrew Boulton</i></p> <p>Panel debate <i>Jan Apelqvist, Gerald Zöch, Karel Bakker, Vilma Urbančič, Kristien van Acker, Maximilian Spraul, Valerio Vallini, Edward Jude, Thomas Pieber, Andrew Boulton</i></p>	<p>▶ Room G </p>
14:30-15:30	<p><b>Guest session: European Burns Association (EBA): Burns</b> Chairs: Rytis Rimdeika, Dubravko Huljev</p> <p>Burn wound care – with an emphasis on the holistic approach <i>Istvan Juhasz</i></p> <p>European Practice Guidelines for Burn Care <i>Pavel Brychta</i></p> <p>Paramedical Guidelines for Burn Care <i>Andre Magnette</i></p> <p>Psychological management of the burned patient <i>Anna Pittermann</i></p>	<p>▶ Room H </p>
14:30-15:30	<p><b>Guest session: European Tissue Repair Society (ETRS)</b> Chair: Gerrolt Jukema</p> <p>102 Novel polymer therapies to disrupt biofilms: from concept to clinical practice <i>David Thomas</i></p> <p>103 Phagotherapy: history, working and use in clinical practice <i>Thomas Rose</i></p> <p>104 New therapeutic modalities for infection and biofilm driven by research <i>Gerrolt N. Jukema</i></p>	<p>▶ Room I </p>



14:30-15:30	<b>Free Paper Session: Pressure Ulcer 1</b> Chairs: Eskild W. Henneberg, Lars Peter Kamolz		▶ Room K 
	 105 Pressure ulcer incidence in nursing homes: The Netherlands - Germany: 0 - 1 <i>Jos Schols</i>		
	 106 Pressure injury a visual perspective – does body shape identify risk? <i>Ann Marie Dunk</i>		
	 107 Sheepskins for preventing pressure injury – a meta-analysis <i>Elizabeth McInnes</i>		
	 108 Wound outcomes in patients with advanced illness <i>Vincent Maida</i>		
	 109 Ten years experience: Combined treatment of pressure ulcers – the inevitable pathway <i>Goran Lazovic</i>		
	 110 Pressure ulcer prevention in elderly patients admitted through emergency departments: A cost effectiveness analysis <i>Laura Teague</i>		
14:30-15:30	<b>Free Paper Session: Leg Ulcer 1</b> Chairs: Maria Flour, Robert Strohal		▶ Room P 
	 96 Evaluation of an active hydrocellular dressing in the local management of venous leg ulcers: Results of a double-blind, randomised clinical trial <i>Sylvie Meaume</i>		
	 97 Surgical treatment of chronic wounds and ulcer of lower extremities <i>Oleksandr Zhernov</i>		
	 98 Endolaser therapy in patients with venous leg ulcer <i>Kalemba Jaroslaw</i>		
	 99 In vitro blood immune cell adherence test to wound tissue reveals subsets participating healing <i>Marzanna Zaleska</i>		
	 100 Encouraging concordance within patients with lower limb problems associated with substance misuse (drug and alcohol) <i>Edwin Chamanga</i>		
	 101 Compression therapy. Is it the safest treatment for using in primary care? <i>Carlos Sánchez Fernández De La Vega</i>		
15:30-16:00	<b>Coffee break &amp; poster session</b>		▶ Exhibition area
15:30-16:00	<b>Poster session: Other, Quality of Life, Health Economics and Outcome</b>		▶ Poster area
16:00-17:00	<b>Satellite Symposium: Testing for EPA (elevated protease activity) – The arrival of wound diagnostics</b> Chair: Keith Harding		▶ Room E1 
	Defining EPA: development of the test and sampling technique <i>Thomas Serena</i>		
	Assessing for EPA to determine appropriate care pathway for venous leg ulcers in the UK <i>Jacqui Fletcher</i>		
	First experiences and implementation of testing in routine clinical practice <i>Severin Läuchli</i>		
16:00-17:00	<b>Satellite Symposium: The Role of Medical Nutrition in Wound Care</b> Chair: Zena Moore		▶ Room E2 
	<i>Jos Schols</i>		
16:00-17:00	<b>Satellite Symposium: Flaminal Enzyme Alginogel: A novel class of wound dressing for the control of wound exudate, bioburden and debridement</b> Chair: Richard White		▶ Room G 
	<i>Richard White, Rose Cooper, Corrado Durante, Frank Siemers, Tomasz Grzela, Armand Rondas</i>		

16:00-17:00	<b>Satellite Symposium: Status and Importance of topical antimicrobials in modern wound management</b>	  
	Chair: Luc Téot	
	Octenidine as a modern topical antimicrobial to prevent infections (Med. University of Vienna, Austria) <i>Ojan Assadian</i>	
	Effectiveness and tissue compability of a 12 week treatment of chronic venous leg ulcers with an octenidine based antiseptic – A randomized, double-blind controlled study (Group Practice Freiburg, Germany) <i>W. Vanscheidt</i>	
	Prospective, controlled randomized study on the wound healing capacity of an octenidine based wound gel (Federal Academic Hospital Feldkirch, Austria) <i>Robert Strohal</i>	
16:00-17:00	<b>Satellite Symposium: Hygienic processing of a negative pressure therapy device</b>	  
	Chair: Hans Smola	
	Interface wound – device: what is the risk of microbial contamination and transmission? <i>Günter Kampf</i>	
	Processing the device: relevant factors to ensure a safe device <i>Richard Bloß</i>	
16:00-17:00	<b>Satellite Symposium: More than products: Therapy Concept for Venous Leg Ulcers</b>	  
	Chair: Hugo Partsch	
	Implementation of a Therapy Concept for Venous Leg Ulcers – a European approach <i>Roberto Brambilla</i>	
	Advanced Wound Care dressings under compression <i>Frans Meuleneire</i>	
16:00-17:00	<b>Satellite Symposium: Focus on Local Pain Therapy, Autolysis and Periwound Skin Protection. Present Experiences with a New Wound Dressing</b>	  
	Chair: Andreas Markuzzi	
	Welcome <i>Andreas Markuzzi</i>	
	Maceration – a Problem in Wound Care? <i>Marina Kerkmann, Stephen Schrinner</i>	
	Is a Wound Treatment Product Able to support Wound Cleaning? <i>Marina Kerkmann, Stephen Schrinner</i>	
	Importance of Wound Dressing in Pain Therapy <i>Marina Kerkmann, Stephen Schrinner</i>	
	Evaluation Results Aquacel® Extra <i>Andreas Markuzzi</i>	
Discussion and conclusions <i>Andreas Markuzzi</i>		
17:10-18:10	<b>Key session: Specific Wounds</b>	 
	Chairs: Veronique del Marmol, Severin Läubli	
	118 Necrosis, their cause and treatment <i>Veronique del Marmol</i>	
	119 Martorell Ulcer <i>Stephan Nobbe</i>	
	120 Pyoderma gangrenosum <i>Philippe Humbert</i>	
	121 Hidradenitis suppurativa <i>Gregor Jemec</i>	



EWMA 2012  
23-25 May



THURSDAY · 24 MAY 2012

17:10-18:10	<b>Key session: The Diabetic Foot</b> Chairs: Jan Apelqvist, Gerrolt Jukema ☐ 122 Topical Treatment/Wound dressings <i>Fran Game</i> ☐ 123 Offloading, prevention and treating foot ulcer <i>Sicco Bus</i> ☐ 124 Diabetic foot infection <i>Edgar Peters</i> ☐ 125 Revascularization <i>Robert Hinchliffe</i>	▶ Room G 
17:10-18:10	<b>Workshop: Critically evaluating the published literature</b> Seamus Cowman	▶ Room H 
17:10-18:10	<b>Workshop: Rehabilitation after amputation of the lower limb; Theoretical overview and hands-on workshop</b> Gerald Zöch, Carina Zorn	▶ Room I 
17:10-18:10	<b>Satellite Symposium: Cuticell Epigraft – Bacterial cellulose Film in Epithelialisation</b> Chair: Wolfgang Meyer-Ingold Bacterial Cellulose Membranes on donor sites <i>Rob van Komen</i> Therapy of traumatic skin lesions in Paediatrics <i>S. Pancani</i> Cuticell Epigraft in therapy of Toxic Epidermal Necrolysis (Lyell Syndrom) <i>Jutta Renate Lehmann</i>	▶ Room K  
17:10-18:10	<b>Guest session: Dystrophic Epidermolysis Bullosa Research Association (DEBRA): Wound care in Epidermolysis Bullosa</b> Chronic wounds in EB – what's different <i>Anja Diem</i> Handoperations in EB <i>Jan Bauer</i> Cancer in EB <i>Martin Laimer</i>	▶ Room P  
19:30-01:00	<b>Conference evening</b> (not included in registration fee)	

FRIDAY · 25 MAY 2012

08:00-09:30	<b>Key session: Wound healing beyond dressings</b> Chairs: Luc Gryson, Paulo Alves ☐ 126 Acupuncture and wound healing <i>Paulo Alves</i> ☐ 127 Transfer factors and electro therapy in wound healing, a look beyond common knowledge <i>Luc Gryson</i> ☐ 128 Potential for hyperbaric oxygen therapy to optimize wound healing <i>Peter Germonpre</i> ☐ 129 Wound healing beyond dressings: light therapy <i>Sylvie Hampton</i> ☐ 130 LDI-Scan in burn diagnoses and treatment <i>Eddy Lambrecht</i>	▶ Room E1 
-------------	--	--



EWMA 2012  
23-25 May



08:00-09:30	<b>AWA Symposium: Working together</b> Chairs: Gerald Zöch, Arja Riegler	 	▶ Room E2
	Wound Management in Nursing Education <i>Cornelia Miklautz</i>		
	Training and Further Education in Austria <i>Gilbert Hämmerle</i>		
	Certificate issued by the Medical Association <i>Franz Trautinger</i>		
08:00-09:30	<b>Key Session: Medication in wound healing</b> Chairs: Veronique del Marmol, Maria Flour	 	▶ Room G
	131 Administration of medication: A rare cause of chronic wounds <i>Joachim Dissemond</i>		
	132 Vitamin C <i>Philippe Humbert</i>		
	133 MTOR-Inhibitors and skin wound healing <i>Farida Benhadou</i>		
08:00-09:30	<b>Workshop: Identification and Management of Psychological Issues Surrounding Diabetic Foot Ulcer Development and Healing</b> Loretta Vileikyte, Patricia Price, Jeffrey S. Gonzalez		▶ Room H
08:00-09:30	<b>Workshop: Selected Cooperating Organisations present and debate achievements and challenges within wound healing in their countries</b> Chair: Zena Moore		▶ Room I
08:00-09:30	<b>International Compression Club Meeting (for members of ICC only)</b>	 	▶ Room P
09:30-10:00	<b>Coffee break</b>		▶ Exhibition area
09:30-10:00	<b>EWMA UCM: Feedback session</b>		▶ Room K
			
10:00-11:00	<b>Free Paper Session: Diabetic Foot 2</b> Chairs: Jens Lykke Sørensen, Elia Ricci	 	▶ Room E1
	134 Outpatient centers for the treatment of diabetic foot ulcers in the Austrian province of Styria <i>Gerd Kohler</i>		
	135 Auto amputation in diabetic foot ulcers with minor gangrene <i>Magdalena Annersten Gershater</i>		
	136 Diabetic foot surgery performed by diabetologist in a third-level centre: Results of ten years of activity <i>Valerio Vallini</i>		
	137 Effects of a clinical case management on the rehospitalisation rate of diabetic foot syndrome (DFS) patients with infrapopliteal bypasses – A 4-year experience <i>Gerhard Rümenapf</i>		
	138 Diabetic foot clinic: Set-up of interdisciplinary cooperation: 1 year of evaluation <i>Ulrike Leb-Stöger</i>		
	139 Have patients with diabetic foot ulcers infected by resistant pathogens deteriorated immune functions? <i>Vladimira Fejfarova</i>		
	140 Phase I/II results of innovative PDGF-BB formulation with improved compliance at low-cost for the treatment of diabetic foot ulcer <i>Rosy Eloy</i>		
10:00-11:30	<b>AWA Symposium: Working together</b> Chairs: Michael Schintler, Gilbert Hämmerle	 	▶ Room E2
	Interfaces – How we Cooperate <i>Thomas Schelischansky</i>		
	Physical therapeutic approaches in the treatment of wounds – what are the facts? <i>Carina Zorn</i>		
	Basic research in wound healing <i>Barbara Binder</i>		



EWMA 2012  
23-25 May



10:00-11:00	<b>Free Paper Session: Leg Ulcer 2</b> Chairs: John Macdonald, Loreta Pilipaityte 147 Primary care venous leg ulcer management: Is clinical decision-making based on evidence based practice? <i>Carolina Weller</i> 148 A multicentric analysis of associated factors and comorbidities in 259 patients with pyoderma gangraenosum in Germany <i>Philipp Al Ghazal</i> 149 Differential view of the cause of the chronic leg ulcer in Germany: Results of a meta-analysis of 42,881 patients <i>Andreas Körber</i> 150 Results of a national, multi-centre study with a two-layer compression system in treatment of patients with a venous oedema or venous leg ulcer <i>Michael Jünger</i> 151 Implementation of a comprehensive therapy concept in treatment of venous leg ulcers – a European approach <i>Roberto Brambilla</i>	▶ Room G 
10:00-11:00	<b>Free Paper Session: Pressure Ulcer 2</b> Chairs: Marco Romanelli, Mark Collier 141 Nurses' views on Braden and Waterlow pressure ulcer risk assesment scales: Turkish case <i>Pinar Avsar</i> 142 A cost effective approach to sacral pressure ulcer management in patients with faecal incontinence using a device that prevents faecal soiling <i>Akrum-E-Azum Allymamod</i> 143 A systematic review of the worldwide PRU epidemiology in the acute setting between 2000-2011. The way forward <i>Ahmad Tubaishat</i> 144 Validation of a new pressure ulcer risk scale – shape risk scale (SRS) <i>Esa Soppi</i> 145 Measuring the effect of contemporary pressure relieving devices on heel perfusion <i>William McGuinness</i> 146 Intra-operative prevention of pressure ulcers in surgical patients: A cost-effectiveness analysis <i>Laura Teague</i>	▶ Room H 
10:00-11:00	<b>Workshop: Pressure Ulcer Prevention, seating and pressure redistribution</b> Menno van Etten	▶ Room I 
10:00-11:00	<b>Free Paper Session: Wound Assessment</b> Chairs: Barbara den Boogert-Ruimschotel, Martin Koschnick 152 Current practice in management of wound malodour – an international survey <i>Georgina Gethin</i> 153 Patients and caregivers do not agree on donor site scars <i>Anne M. Eskes</i> 154 Objective diagnosis of burn injuries <i>Michael Giretzlehner</i> 155 Variability of ABI and TBI measurements in a real world setting <i>Silvia B. Gretener</i> 156 Dressing with soft silicone technology in the management of dystrophic recessive epidermolysis bullosa (DREB) in Brazil <i>Vania Declair Cohen</i>	▶ Room K 
10:00-12:15	<b>International Compression Club Meeting (for members of ICC only)</b>	▶ Room P 

11:15-12:15	<b>Free Paper Session: Dressings 2</b> Chairs: John Macdonald, Nada Kelcelj-Leskovec	▶ Room E1 
	157 Painless autolytic debridement on 250 chronic wounds by using polymeric membrane dressings <i>Charalambos Agathangelou</i>	
	158 Clinical performance and functionality of a bio-occlusive see-through absorbent pad, in primary surgical closures <i>John Lantis</i>	
	159 In vitro efficacy of various topical antimicrobial agents against multidrug-resistant bacteria <i>Marianna Hajska</i>	
	160 Can laboratory findings demonstrating eradication of pseudomonas aeruginosa (PA) in biofilms, using calcium alginate silver dressing be replaced in clinical practice? <i>Martin Tadej</i>	
	161 Treatment of leg lymphoedema patients with two short stretch bandages <i>Tanja Planinšek Ručigaj</i>	
	162 Hydrocolloid dressings the best choice for donor-site wounds: Results of a multi-center randomised clinical trial <i>Dirk T. Ubbink</i>	
11:15-12:15	<b>Free Paper Session: Leg Ulcer 3</b> Chairs: Severin Läuchli, Susan Bermark	▶ Room G 
	169 Histomorphological criteria for the prognosis of healing in chronic venous leg ulcers after shaving and skin graft <i>Martin Doerler</i>	
	170 Motorcycle ride position, venous return and symptoms of chronic venous insufficiency <i>Ellie Lindsay</i>	
	171 Evaluation of the efficacy and safety of an innovative two-layer (MLB) versus a four-layer (MLB) compression bandage system in the treatment of venous leg ulcers: Results of a multicentre European randomized controlled trial (odyssey RCT) <i>Christine Moffatt</i>	
	172 Platelet gel in the treatment of leg stump lesion <i>Stefano Mancini</i>	
	173 The impact of various types of dressings on bacterial flora in patients with chronic venous leg ulcers <i>Bartoszewicz Małgorzata</i>	
	174 Buruli ulcer treatment in Cameroon, coupling modern wound care to physiotherapy in a low resource setting <i>Hubert Vuagnat</i>	
11:15-12:15	<b>Free Paper Session: Pressure Ulcer 3</b> Chairs: Mark Collier, Dubravko Huljev	▶ Room H 
	163 Organizational and pedagogical considerations when implementing the Danish clinical guideline <i>Anne Ankerstjerne Rasmussen</i>	
	164 Occurrence and risk factors of pressure ulcers in adult icu <i>Maarit Ahtiala</i>	
	165 Impact of a structured framework in the prevention and treatment of pressure ulcers in an acute care setting <i>Mounia Sabasse</i>	
	166 The implementation of high impact actions within a UK NHS primary care trust <i>Stephen-Haynes Jackie</i>	
	167 The use of wound dressings as part of a pressure ulcer prevention strategy <i>Paulo Alves</i>	
	168 Pressure ulcer prevention in an Irish community care setting – a cross sectional survey <i>Kate Arkley</i>	
12:15-14:30	<b>Lunch, exhibition, &amp; poster session</b>	▶ Exhibition area
12:45-14:30	<b>Poster session: Case Studies, Professional Communication</b>	▶ Poster area



EWMA 2012  
23-25 May



12:45-13:45	<b>Satellite Symposium: Overcoming Hypoxia – Innovation in Treatment of Chronic Wounds</b> Joachim Dissemond, Zeynep Hardt	 ▶ Room I  
12:45-14:15	<b>EWMA AGM</b>	▶ Room G
12:45-16:45	<b>International Compression Club Meeting (for members of ICC only)</b>	 ▶ Room P 
13:00-14:30	<b>AWA Symposium: Working together</b> Chairs: Robert Müllegger, Peter Kurz	 ▶ Room E2 
	Chronic Wounds from the Patient's Perspective <i>Walter Döller</i>	
	Referrals and Wound Management <i>Wolfgang Schantl</i>	
	A Patient-Centered Multi-Professional Network <i>Marianne Hintner</i>	
	Legal Aspects of Nursing <i>Peter Schweppe</i>	
14:30-16:00	<b>Key Session: Negative Pressure Wound Therapy – evolution and future development</b> Chairs: Gerrolt Jukema, Gerald Zöch	▶ Room E1  
	Historical overview of NPWT and pressure ulcers, related to the Diabetic Foot <i>Andrew Boulton</i>	
	175 Understanding the science behind negative pressure wound therapy to achieve improved wound healing through individual optimization of treatment <i>Malin Malmsjö</i>	
	176 NPWT with Installation Technique: The step to the future <i>Wim Fleischman</i>	
14:30-16:00	<b>AWA Symposium: Working Together</b> <b>IAD: Incontinence Associated Dermatitis – a multiprofessional problem</b> Chairs: Franz Trautinger, Jan Koller	 ▶ Room E2 
	Treatment <i>Peter Kurz</i>	
	Doctor <i>Franz Trautinger</i>	
	Treatment of Incontinens <i>Margaretha Jukic, Alfred Steininger</i>	
14:30-16:00	<b>Key Session: Oncology and Wounds</b> Chairs: Paulo Alves, Maria Flour	▶ Room G  
	177 Wound healing and tumorigenesis: The activin story <i>Maria Antsiferova</i>	
	178 Oncology treatments – side effects on wound healing <i>Patricia O'Regan</i>	
	180 Early and late radiation effects on skin in reference to wound healing <i>Raphael Gorodetsky</i>	
16:15-16:45	<b>Closing Ceremony and Prizes</b> EWMA President Jan Apelqvist  <b>Welcome to EWMA 2013 Copenhagen</b> Eskild W. Henneberg	▶ Room G 
17:00-18:00	<b>AWA AGM</b>	▶ Room E2 



EWMA 2012  
23-25 May

